



Maxi basamento fisso abbinabile a piani di grandi dimensioni.
Ampia base a 4 piedi in alluminio pressofuso da mm.720x720.
 Colonna quadrata in alluminio con angoli arrotondati.
 Staffe di fissaggio al piano in alluminio pressofuso.
 Con 4 piedini regolatori.

*Fixed maxi base, suitable for tops of big dimensions.
 Die cast aluminium 720x720 mm **large four feet base**.
 Square aluminium column with rounded corners.
 Die cast aluminium brackets for fastening to top.
 With 4 adjustable feet.*

FINITURE BASAMENTO BASE FINISHING



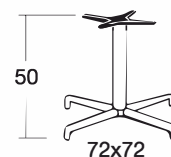
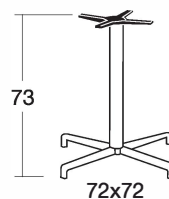
AV 84
 verniciato argento
 silver coated



AV 81
 verniciato antracite
 anthracite grey coated



AV 10
 verniciato bianco
 white coated



h. 73

art. 5110
 colonna quadrata in alluminio
 con angoli arrotondati
 square aluminium column
 with rounded corners

top max
 Ø 100 cm
 90x90 cm

staffe di fissaggio al piano in
 alluminio pressofuso
 die cast aluminium brackets for
 fastening to top

Imballo: 1 pezzo
 Packing: 1 piece

Peso unitario Kg 4,550
 Unit weight

Misure imballo 67x11x58 cm
 Packing sizes



h. 50

art. 5111
 colonna quadrata in alluminio
 con angoli arrotondati
 square aluminium column
 with rounded corners

top max
 Ø 100 cm
 90x90 cm

staffe di fissaggio al piano in
 alluminio pressofuso
 die cast aluminium brackets for
 fastening to top

Imballo: 1 pezzo
 Packing: 1 piece

Peso unitario Kg 4,100
 Unit weight

Misure imballo 58x11x58 cm
 Packing sizes

made in Italy

TABLE TOPS FOR NEMO, DOMINO, TIFFANY AND CROSS BASES

COMPACT LAMINATE for indoor/outdoor use



It should be noted that the measurements indicated are nominal: the real measurement is minus 10mm



5395 87

120x80	140x80	160x80
--------	--------	--------

Art. 5393 Art. 5394 Art. 5395

per basamenti Tiffany base rettangolare for Tiffany base with rectangular base

per basamenti Tiffany a doppia colonna for Tiffany base with double column



10 bianco white
81 antracite anthracite grey
87 effetto cemento cement effect
per uso interno for indoor use



bordo inclinato con anima nera bevelled edge with black core

Imballo 1 pezzo
Packing 1 piece



5292 81

5277 10

60x60	70x70	80x80	90x90
-------	-------	-------	-------

Art. 5298 Art. 5297 Art. 5292 Art. 5289

disponibili solo colori 10 e 81 available only colours 10 and 81



10 bianco white
82 grigio chiaro light grey
81 antracite anthracite grey per uso interno for indoor use
87 effetto cemento cement effect
572 effetto marmo Carrara Carrara marble effect



10 bianco white
82 grigio chiaro light grey
81 antracite anthracite grey per uso interno for indoor use
87 effetto cemento cement effect
572 effetto marmo Carrara Carrara marble effect



bordo inclinato con anima nera bevelled edge with black core

Imballo 2 pezzi
Packing 2 pieces

COMPACT LAMINATE for indoor/outdoor use



It should be noted that the measurements indicated are nominal: the real measurement is minus 10mm



5282 570

5297 571

120x80	140x80	160x80
--------	--------	--------

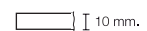
Art. 5393 Art. 5394 Art. 5395

per basamenti Tiffany base rettangolare for Tiffany base with rectangular base

per basamenti Tiffany a doppia colonna for Tiffany base with double column



570 rovere tortora dove grey oak
571 rovere castoro beaver oak



bordo piatto con anima marrone flat edge with brown core

Imballo 1 pezzo
Packing 1 piece

60x60	70x70	80x80
-------	-------	-------

Art. 5298 Art. 5297 Art. 5292



570 rovere tortora dove grey oak
571 rovere castoro beaver oak
573 effetto corten corten effect per uso interno for indoor use



bordo piatto con anima marrone flat edge with brown core

Imballo 2 pezzi
Packing 2 pieces

Ø60	Ø70	Ø80
-----	-----	-----

Art. 5282 Art. 5287 Art. 5277



570 rovere tortora dove grey oak
571 rovere castoro beaver oak

MAINTENANCE: For cleaning, use a liquid neutral soap diluted in water. Clean with a soft damp cloth to prevent scratches. Do not use abrasive or aggressive products. Possible glue residues should be removed using trichloroethylene.

made in Italy

TABLE TOPS FOR NEMO, DOMINO, TIFFANY AND CROSS BASES

ZINC AND POWDER COATED STEEL for indoor/outdoor use



Art. 5370



10
bianco
white



81
antracite
anthracite grey

20 mm.

bordo arrotondato
rounded edge

Imballo	1 pezzo
Packing	1 piece

MAINTENANCE: To clean, use cold water and non-abrasive or aggressive liquid detergents. Apply with a soft cloth. For stains caused by lime deposits, clean with white wine vinegar diluted in cold water.

WERZALIT for indoor/outdoor use



5290 10



Art. 5300



Art. 5295



Art. 5290



10
bianco
white



81
antracite
anthracite grey
per uso interno
for indoor use

cm 60x60 - cm 70x70
30 mm. 16 mm.

cm 80x80
33 mm. 18 mm.

bordo leggermente inclinato
slightly bevelled edge

Imballo	1 pezzo
Packing	1 piece



Art. 5280



Art. 5275



10
bianco
white



81
antracite
anthracite grey
per uso interno
for indoor use

Ø cm 70 - Ø cm 80
26 mm. 16 mm.

bordo leggermente inclinato
slightly bevelled edge

Imballo	1 pezzo
Packing	1 piece

MAINTENANCE: For cleaning do not use abrasive or aggressive products.

made in Italy