



NEW PALAZZO® Royal
The elite class



Unique selling proposition

- Palazzo line design language: uniform design of the models Royal, Noblesse and Style
- Continuous mast profile down to the floor covering (internal tip-over hinge)
- Counter-rotating opening principle (with crank or motor):
Opened with just 19 turns of the crank (patented)
High closing height (no need to move the furniture)
- 110 km/h wind stability at size 500 × 500 cm
- Top quality material selection
- NEW LED lighting system integrated into the struts
- NEW Professional additional options (Heating, rain gutters, ...)
- Special product solutions (Sizes, frame, fabrics, ...)

Places of use

- Large area outdoors
- Terraces & rooftops
- Corrosive environments



Basic model

Frame

- 10, 12 or 14 parts made from anodised aluminium
- Anti-rotation mast including reinforcing struts
- Mast profile Ø 120 mm and 5.5 mm wall thickness
- Roof struts 30 × 55 mm

Frame material

- Aluminium: EN-AW-6063-T66
- Screws and rivets made from stainless steel A4
- Glass-fibre reinforced plastic parts: PA6GF30
- Anodisation:
 - Profile surface finishing
 - High degree of hardness – wear resistance (“scratch-resistant”)
 - Increased corrosion resistance
 - Natural appearance (adaptation to environment)
 - Modern look (luxurious matt)

Frame colour

- Anodised natural matt (standard)
- RAL 7016 powder-coated (no surcharge)
- RAL colours powder-coated (surcharge)
 - Powder coating on anodised profiles
 - (providing additional corrosion protection)

Opening principle

- Counter-rotating (telescopic system)
- Patented opening using a toothed belt
- Opened with just 19 turns of the crank

Drive

- With hand crank (detachable)
- With motor (surcharge)

Cover

- With or without flounce
- 100 % polyacrylic approx. 300 g/m² (spun dyed)
- Replaceable or interchangeable covers

Wind stability

- Up to 110 km/h (with fixed anchorage)
- Tested in a wind tunnel


Important

- The parasol is delivered as an assembly kit and must be assembled on site

Fixations

[More information](#)

- NEW Bases / parasol stands / covers
- Ground sockets
- Mounting plates without or with installation height made to measure
- Mounting plates for insulation floors
- Mounting plates for insulation floors with high insulation
- Base plates made to measure



Additional options

[More information](#)

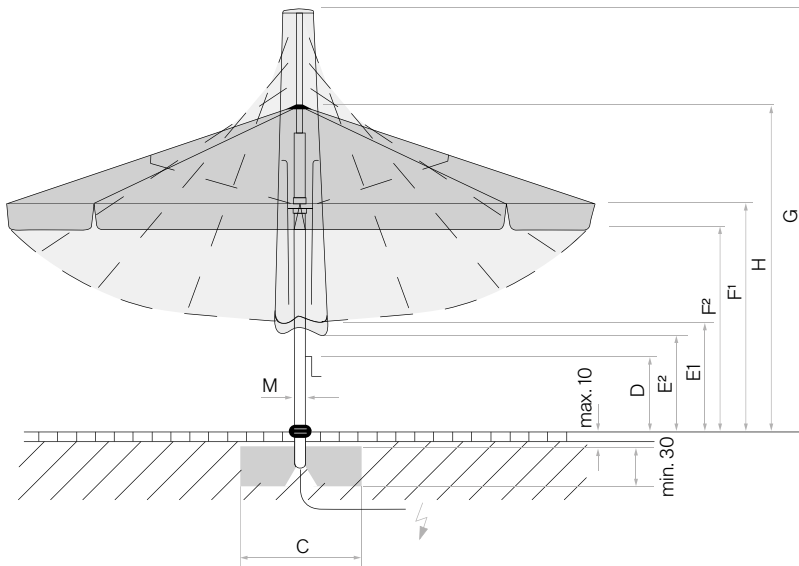
- NEW LED lighting system (RGBW)
- NEW Infrared radiant heater
- Motorisation
- BUS systems / connection to the home control system
- Rain gutters
- Curtains
- Side walls
- Protective covers with corset lacing
- Strap systems
- Impact protection
- Anti-theft system (integrated)



Special product solutions


[More information](#)

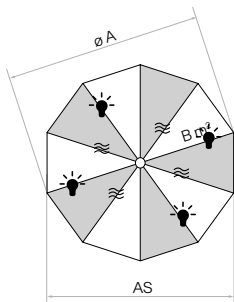
- Special sizes & intermediate measurements (increments 1, 2 & 3)
- Mast extensions & reductions max. + 1000 mm / - 450 mm
- Frame in all RAL colours
- NEW Glatz Green® Special fabric
- Special fabrics (third-party fabrics, PVC & flame retardant)
- Custom flounces & edging strips
- Printing & advertising print



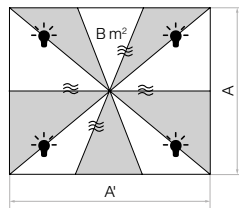
Loose cover max. 10 cm, concrete thickness min. 30 cm (pay attention to frost depth), Guarantee water drainage, Supply line electric.

 LED positions on the Palazzo Royal with LED

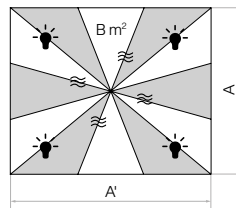
 Radiant heater positions on the Palazzo Royal with radiant heater



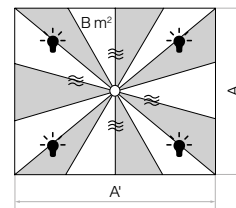
10 parts



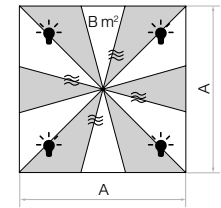
10 parts



12 parts



14 parts



12 parts

Nominal size	Lateral distance	Mast Ø	Area covered	Crank height	Height closed/ with flounce	Clear headroom/ with flounce	Total height	Height open	Foundation	Minimum weight for base	¹⁰ max. wind speed open perm.
cm	cm	cm	m ²	cm	cm	cm	cm	cm	cm	kg	km/h (wind force)
A	AS	M	B	D	E ⁷ /E ²	F ⁷ /F ²	G	H	C		
Ø 700 ⁷	665	12	36	85	145/120	260/230	502	356	135 × 135	690	80 (9)
Ø 800 ⁷	760	12	49	85	118/93	260/230	527	369	150 × 150	690	70 (8)
600 × 500 ⁷	-	12	30	85	90/65	260/230	482	339	125 × 125	570	80 (9)
700 × 500 ⁷	-	12	35	70	82/57	260/230	516	350	135 × 135	570	75 (9)
700 × 600 ⁸	-	12	42	70	83/58	260/230	552	373	150 × 150	690	75 (9)
800 × 400 ⁷	-	12	32	70	80/55	260/230	536	378	135 × 135	570	75 (9)
800 × 600 ⁹	-	12	48	70	80/55	260/230	598	419	150 × 150	690	60 (7)
500 × 500 ⁸	-	12	25	80	115/90	260/230	470	331	125 × 125	570	110 (11)
550 × 550 ⁸	-	12	30.3	80	96/71	260/230	487	338	125 × 125	690	100 (10)
600 × 600 ⁸	-	12	36	70	85/60	260/230	512	345	135 × 135	690	90 (10)
650 × 650 ⁸	-	12	42.3	70	81/56	260/230	546	364	150 × 150	690	85 (9)
700 × 700 ⁸	-	12	49	70	81/56	260/230	587	394	150 × 150	690	75 (9)

⁷ 10 parts

⁸ 12 parts

⁹ 14 parts

¹⁰ 10 km/h less with flounce

The above measures represent extrapolated average values that may be slightly different on the product (± 2 % ± 5 cm).

If a minimum height underneath is required, this must be agreed with Glatz.

The measures of the height are determined by the M16 ground socket. If one of the offered bases is used, these measures change only slightly.

In the presence of several parasols, the min. distance between one parasol and another and between parasols and walls shall be 30 cm.

The max. wind speed limits as per our separate list apply only in the presence of a fix ground anchorage.

Opening and closing using a battery-operated drill is not permitted.



[furnituredesignhouse.com](https://www.furnituredesignhouse.com)

Extreme outdoor furniture... handcrafted in Europe... Yet, surprisingly affordable!

Furniture Designhouse • Ho Ho Kus, NJ 07423 • 201.689.9422
sales@FurnitureDesignhouse.com

