



CASTELLO® Pro
The ideal host



Unique selling proposition

- F-line design language: Harmonises with the Fortello, Fortero and Fortino Riviera models
- Continuous mast profile down to the floor covering (internal support tube)
- Counter-rotating opening principle:
Quick and easy operation using tensioning lever
High closing height (no need to move the furniture)
- 100 km/h wind stability at size 300 × 300 cm
- Top quality material selection
- LED lighting system integrated into the struts
- Professional additional options (Heating, rain gutters, ...)
- Special product solutions (Sizes, frame, fabrics, ...)
- NEW Lockable tensioning lever against unauthorised use

Places of use

- Large area outdoors
- Small area outdoors
- Terraces & rooftops
- Playgrounds & parks
- Corrosive environments



CASTELLO® Pro

The ideal host

Basic model

Frame

- 8 parts made from anodised aluminium
- Profiled and anti-rotation mast
- Mast profile Ø 90 mm and 3.2 mm wall thickness
- Roof struts 20 × 33 mm

Frame material

- Aluminium: EN-AW-6063-T66
- Screws and rivets made from stainless steel A4
- Glass-fibre reinforced plastic parts: PA6GF30
- Anodisation:
 - Profile surface finishing
 - High degree of hardness – wear resistance (“scratch-resistant”)
 - Increased corrosion resistance
 - Natural appearance (adaptation to environment)
 - Modern look (luxurious matt)

Frame colour

- Anodised natural matt (standard)
- RAL 7016 powder-coated (no surcharge)
- RAL colours powder-coated (surcharge)
 - Powder coating on anodised profiles
 - (providing additional corrosion protection)

Opening principle

- Counter-rotating (telescopic system)
- Fast opening thanks to slide and tensioning lever

Cover

- With or without flounce
- Self-tautening thanks to the flexible strut ends
- 100 % polyacrylic approx. 300 g/m² (spun dyed)
- Replaceable or interchangeable covers


Wind stability

- Up to 100 km/h (with fixed anchorage)
- Tested in a wind tunnel

Fixations

[More information](#)

- NEW Bases / parasol stands / covers
- Ground sockets
- Mounting plates without or with installation height made to measure
- Mounting plates for insulation floors
- Mounting plates for insulation floors with high insulation
- Base plates made to measure



Additional options

[More information](#)

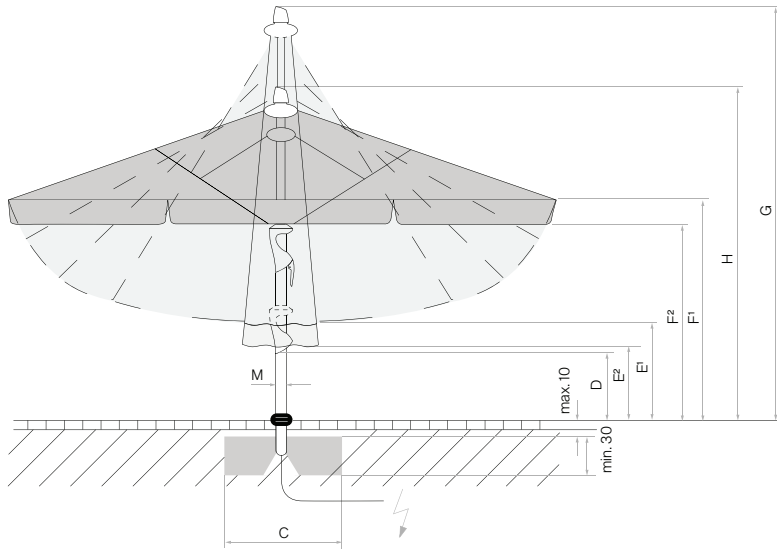
- LED lighting system (RGBW)
- NEW Infrared radiant heater
- Rain gutters
- Curtains
- Side walls
- Protective covers with corset lacing
- Strap systems
- Impact protection
- Anti-theft system
- NEW Lockable tensioning lever



Special product solutions


[More information](#)

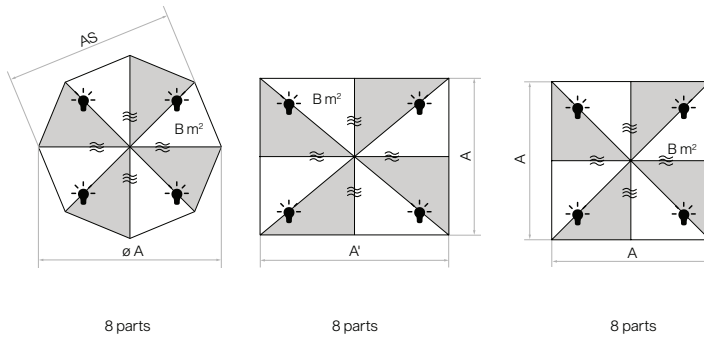
- Special sizes & intermediate measurements (increment 1)
- Mast extensions & reductions
 - max. + 400 mm / - 600 mm
- Frame in all RAL colours
- NEW Glatz Green® Special fabric
- Special fabrics (third-party fabrics, PVC & flame retardant)
- Custom flounces & edging strips
- Printing & advertising print



Loose cover max. 10 cm, concrete thickness min. 30 cm (pay attention to frost depth), Guarantee water drainage, Supply line electric.

 LED positions on the Castello Pro with LED

 Radiant heater positions on the Castello Pro with radiant heater



Nominal size	Lateral distance	Mast Ø	Area covered	Height of slide	Height closed/ with flounce	Clear headroom/ with flounce	Total height	Height open	Foundation	Minimum weight for base	¹⁰ max. wind speed open perm.
cm	cm	cm	m ²	cm	cm	cm	cm	cm	cm	kg	km/h (wind force)
A	AS	M	B	D	E'/E''	F'/F''	G	H	C		
Ø 350	325	9	8.7	113	162/137	225/200	342	280	80×80	180	100 (10)
Ø 400	370	9	11.3	105	154/129	225/200	360	286	80×80	180	90 (10)
Ø 450	415	9	14.3	97	146/121	225/200	377	293	90×90	180	75 (9)
Ø 500	462	9	17.7	90	137/112	225/200	394	299	100×100	240	70 (8)
Ø 550	510	9	21.4	83	129/104	225/200	412	306	120×120	310	65 (8)
Ø 600	554	9	25.5	74	120/95	225/200	429	313	120×120	310	55 (7)
350×300	-	9	10.5	78	120/95	225/200	354	280	80×80	180	90 (10)
400×300	-	9	12	80	107/82	225/200	360	283	90×90	180	85 (9)
450×350	-	9	15.8	65	95/70	225/200	384	291	100×100	240	75 (9)
500×400	-	9	20	53	82/57	225/200	407	298	100×100	310	65 (8)
550×450	-	9	24.8	51	82/57	225/200	442	305	120×120	310	60 (7)
300×300	-	9	9	89	127/102	225/200	341	276	80×80	180	100 (10)
350×350	-	9	12.3	73	114/89	225/200	365	283	100×100	240	85 (9)
400×400	-	9	16	59	100/75	225/200	387	290	100×100	240	75 (9)
450×450	-	9	20.3	55	89/64	225/200	412	298	100×100	310	65 (8)
500×500	-	9	25	50	82/57	225/200	440	305	120×120	310	60 (7)

¹⁰ 10 km/h less with flounce

The above measures represent extrapolated average values that may be slightly different on the product (± 2 % ± 5 cm).

If a minimum height underneath is required, this must be agreed with Glatz.

Height dimensions are based on ground socket M4. These differ slightly depending on the type of base. Except for base M4, 180 kg plus 15.5 cm.

The max. wind speed limits as per our separate list apply only in the presence of a fix ground anchorage.

In the presence of several parasols, the min. distance between one parasol and another and between parasols and walls shall be 25 cm.



furniture designhouse.com

Extreme outdoor furniture... handcrafted in Europe... Yet, surprisingly affordable!

Furniture Designhouse

Ho Ho Kus, NJ 07423

201.689.9422

sales@FurnitureDesignhouse.com