

## TRIPÈ BASE

Tripé is a three-spoke table. The steel base with die-cast aluminum junction is made up of several elements that can be diversified and replaced according to need. It is a flexible line of tables and complements of various shapes and sizes, ideal for indoor / outdoor areas.

Indoor/Outdoor



### FRAME

4-leg frame in 20 mm diam zinc and polyester powder coated tubular steel

### FINISHES



ZL

ZT

ZA

ZE

ZO


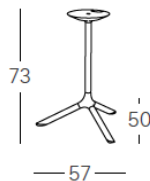
ZV

### FOLDING

Connecting disc in nylon; Folding Mechanism; Cast aluminum leg junction; Disassembled.



5000



TOP  
MAX

TOP  
MAX


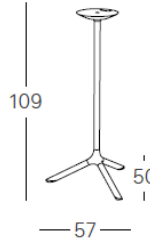
TOP  
MAX

Ø 70  
cm

60x60  
cm

65x65  
cm

5001



TOP  
MAX

TOP  
MAX

TOP  
MAX

Ø 60  
cm

60x60  
cm


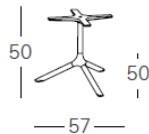
65x65  
cm

### FIXED

Cast iron spider for top connection; Cast aluminum leg junction; Disassembled.



5004



TOP  
MAX

TOP  
MAX


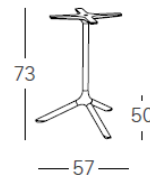
TOP  
MAX

Ø 70  
cm

60x60  
cm

65x65  
cm

5002



TOP  
MAX

TOP  
MAX

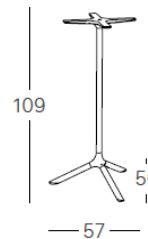
TOP  
MAX

Ø 70  
cm

60x60  
cm

65x65  
cm

5003



TOP  
MAX

TOP  
MAX

TOP  
MAX

Ø 70  
cm

60x60  
cm

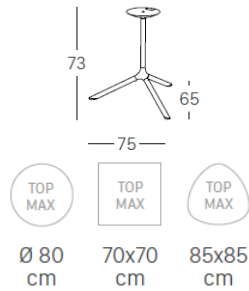
65x65  
cm

## MAXI FOLDING

Connecting disc in nylon; Folding Mechanism; Cast aluminum leg junction; Disassembled.



5005

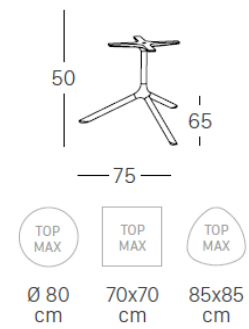


## MAXI FIXED

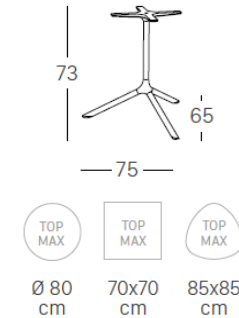
Cast iron spider for top connection; Cast aluminum leg junction; Disassembled.



5009



5006

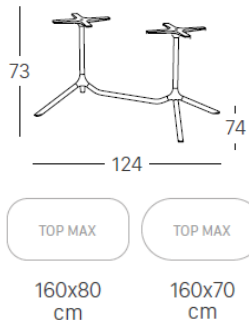


## DOUBLE FIXED

Cast iron spider for top connection; Cast aluminum leg junction; Disassembled.



5007



5008

