



SWISS  MADE

Material and technology

- Frame:** 8-part made from aluminium with crank mechanism. Patent pending opening mechanism for particularly high closing heights. Profiled GLATZ mast profile, 80 × 95 mm. Wall thickness: 4.5 mm. Roof struts: 33 × 20 mm, with removable hand crank.
- Frame coating:** Anodized natural
 Surcharge for powder-coated sunshade frame in RAL colours: Price on enquiry
- Frame shape:** Round, rectangular or square
- Options:** Dimmable LED lighting, direct, indirect and on pole, Motor drive for the greatest comfort, Turnable base
- Cover:** Material class 5 (100 % polyacrylic approx. 300 g/m²)
- Flounce:** Available with or without
- Protective cover:** Optional



Area of use



Type of fastening

Assortment

	Nominal size	Lateral distance	Area covered	Height closed	Clear headroom	Total height	Height of pole	Foundation	Minimum weight for base	max. wind speed open perm.	Order no. Frame anodized natural
	cm	cm	m ²	cm	cm	cm	cm	cm	kg	km/h (wind force)	
	A	AS	B	E	F	G	M ²	C			
○	Ø 400	370	11.3	158	225	365	295	80×80	240	50 (6)	105 00 400 171
	Ø 500	460	17.7	146	225	401	295	100×100	430	40 (6)	105 00 500 171
□	400×300	-	12	80	225	334	295	80×80	240	50 (6)	105 00 402 171
	450×350	-	15.8	80	225	368	295	100×100	430	45 (6)	105 00 452 171
□	350×350	-	12.3	92	225	343	295	80×80	240	50 (6)	105 00 351 171
	400×400	-	16	80	225	367	295	100×100	430	45 (6)	105 00 401 171

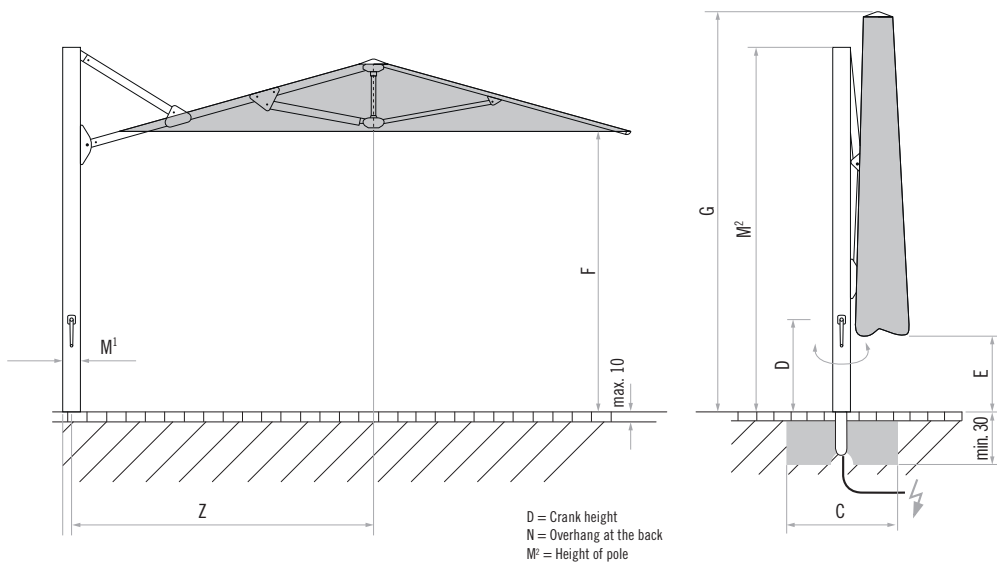
The listed measures represent extrapolated average values that may be slightly different on the product ($\pm 2\% \pm 5$ cm).

The measures of the height are determined by the M4 ground socket. Depending on the base you choose, the listed measures change by the height of the corresponding base.

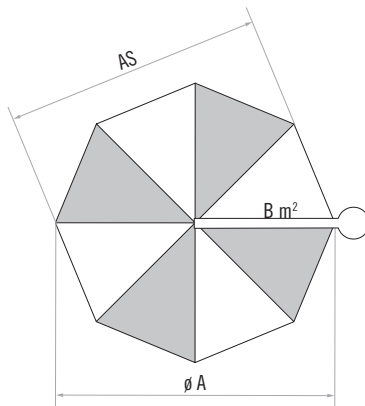
The max. wind speed limits as per our separate sheet apply only if the sunshade canopy is in a horizontal position and if there is a fix ground anchorage.

In the presence of several sunshades, the min. distance between one sunshade and another and between sunshades and walls shall be 20 cm.

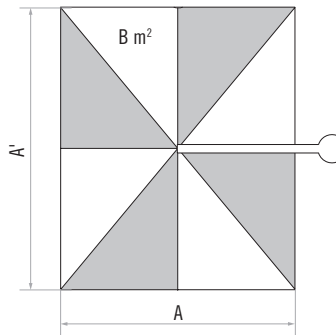
You can also open and close it using a battery-operated drill. The adapter (absolutely necessary) is supplied with the crank.



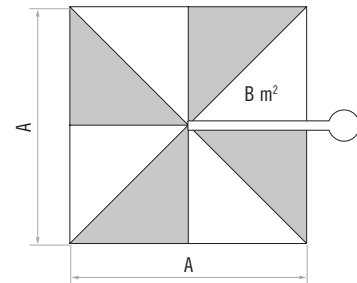
Loose cover max. 10 cm, concrete thickness
min. 30 cm (pay attention to frost depth),
water outflow



8 parts



8 parts



8 parts

Accessories

Fixing option M4/M8/M16 (support tube M4 absolutely necessary)

Order no.

1. Base M4/M8/M16, 430 kg / 620 kg (8 or 12 concrete elements) 101.2 × 101.2 × 22–26/31–35 cm, galvanised steel (price without elements)	350 01 226 945
2. Mounting plate M4/M8, 30 × 30 × 1.5 cm, galvanised steel	350 01 226 921

Fixing option M4 (support tube M4 absolutely necessary)

3. Base M4, 240 kg, (for 16 plates 40 × 40 × 4 cm), 91 × 91 × 19–23 cm, zinc-plated steel (adjustable and levellable) (price without plates)	350 01 108 435
4. Cover for base M4, 88 × 88 × 5 cm, brushed aluminium (imitate)	350 01 100 400
Set of castors for base M4 (maximum weight 240 kg), Ø 5 cm, H = 5.5 cm, galvanised steel	350 01 100 500
5. Ground socket M4, galvanised steel	350 01 226 510
6. Mounting plate M4 special, for installation height 50–149 mm, galvanised steel	350 01 226 932
7. Mounting plate M4 special, for installation height 150–350 mm, galvanised steel	350 01 226 930
Mounting plate M4 for isolated grounds, installation height made to measure, high-grade steel 1.4301/304	350 01 229 730
8. Wall console M4, extension 480 mm, galvanised steel	350 01 229 405
9. Wall console M4, extension 100 mm, galvanised steel	350 01 229 410
10. Support tube M4 for AMBIENTE NOVA	350 01 227 080
Swivel adapter M4 for M4, swiveling 300°, from Q2/20	350 01 227 090

Concrete elements for base M4/M8/M16

Concrete element set, 8 pieces, 48.3 × 48.3 × 9.4 cm, (ca. 385 kg), concrete	350 01 226 948
--	----------------

Slabs for base M4


Slab set, 16 pieces, 40 × 40 × 4 cm, (ca. 220 kg), concrete	350 01 226 904
Slab set, 16 pieces, 40 × 40 × 4 cm, (ca. 225 kg), 12 pieces concrete, 4 pieces in granite-look	350 01 226 903

Protective cover made of coated, tear-resistant polyester fabric

11. Protective cover with zip and rod for 345 × 80	350 01 609 813
--	----------------

Electrical accessoires

LED warm white, direct, indirect and on mast, dimmable (3-channel / 7-channel remote control required)	350 01 561 010
Motor drive for AMBIENTE NOVA (3-channel remote control required), from Q2/20	350 01 561 100
LED warm white and motor drive for AMBIENTE NOVA (7-channel remote control required), from Q2/20	350 01 561 110
Remote control, for wall installation, IP20, 3-channel, white	350 01 555 270
Remote control, for wall installation, IP20, 7-channel, white	350 01 555 280
Remote control, incl. wall bracket, IP20, 7-channel, black	350 01 555 290





furniture designhouse.com

Extreme outdoor furniture... handcrafted in Europe... Yet, surprisingly affordable!

Furniture Designhouse
Ho Ho Kus, NJ 07423
201.689.9422
sales@FurnitureDesignhouse.com